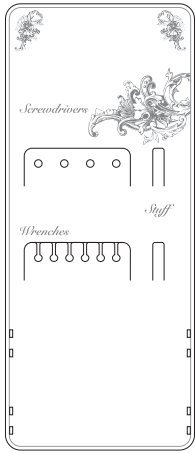



01_multikit_front




01_multikit_back




02_books_front




02_books_back





04_longbox_front




04_longbox_back



05_hangers_front



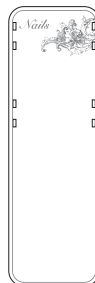

06_hangers_front



03_box_front



03_box_back



02_pocket wall



10cm

Gringo

Fir-wood 20 x 40mm cross sections and 40 x 40 mm uprights.
 Plexiglas, in this case shiny green, sanded to remove the shine and give it a worn appearance.
 Laser cutter: to cut and score the Plexiglas

Paint stripper: to curve the Plexiglas
 Drill and screws: for assembly
 Circular saw: to shape the sections
 Paint: to finish the legs